
Removing Barriers + Implementing Accommodations for Persons with Disabilities

*2012 NC Bldg Code/2009 ANSI A117.1
2010 ADA Standards*



Prepared by:
Laurel W. Wright
Chief Accessibility Code Consultant
NC Dept of Insurance/OSFM

www.ada.gov Home Page



U.S. Department of Justice

Americans with Disabilities Act

ADA HOME PAGE

[What's New to ADA.gov](#)

(updated January 12, 2012)

[Sign Up for E-mail Updates](#)

Notifications by E-mail when new ADA information is available.

ADA Publications

General Publications

[Guide to Disability Rights Laws](#)

[ADA Questions & Answers](#)


[ADA Designated Investigative Agencies](#)

[Enforcing the ADA: A Status Report from the Department of Justice](#)

[ADA Mediation Program](#)

[Service Members with Disabilities and the ADA](#)

2010 ADA Standards



[Revised ADA Regulations Implementing Title II and Title III](#)
published in the Federal Register, September 15, 2010,
and taking effect on March 15, 2011)
(Updated April 1, 2011)

[2010 ADA Standards for Accessible Design](#)
(New November 15, 2010)

Compliance with the 2010 Standards for Accessible Design
is permitted as of September 15, 2010,
but not required until March 15, 2012.


Primer for Small Business



[ADA Update:
A Primer for Small Business \(HTML\) | \(PDF\)](#)

An illustrated guide to help small businesses understand
new and updated requirements of the revised ADA regulations.
(Updated March 16, 2011)

USDOJ Barrier Removal Info in list



Businesses and Non-Profit Service Providers

[ADA Guide for Small Businesses](#)

[Title III Regulations](#)

[Title III Technical Assistance Manual](#)

[ADA Standards for Accessible Design](#)

[ADA Business Briefs](#)


Misconception #1

- If no work has been done or is planned for the building or the tenant space,
then it does not have to be made accessible.

BARRIER REMOVAL

was required to be initiated January 26, 1993, and, if not completed by January 26, 1995, continues to be an on-going process to this day.

Example from ADA Small Business Primer



Misconception #2

- If the property/building is historic,
then it does not have to be made accessible.

DESIGNATED HISTORIC STRUCTURES

undergoing alterations or a change of occupancy
are required to be accessible unless

1. It is technically infeasible
2. Where compliance with accessibility would threaten or destroy the historic fabric of the building

Historic Structures

- **3409.9 Historic buildings.** These provisions shall apply to buildings and facilities designated as historic structures that undergo alterations or a change of occupancy, **unless technically infeasible**.
- **Where compliance** with the requirements for accessible routes, entrances or toilet facilities **would threaten or destroy** the historic significance of the building or facility, **as determined by the authority having jurisdiction**, the alternative requirements of Sections 3409.9.1 through 3409.9.4 for that element shall be permitted.
- **3409.9.1 Site arrival points.** **At least one accessible route** from a site arrival point to an accessible entrance shall be provided.



Historic Structures *Cont'd.*

- **3409.9.2 Multilevel buildings and facilities.** An accessible route from an accessible entrance to **public spaces on the level of the accessible entrance** shall be provided.
- **3409.9.3 Entrances.** At least one main entrance shall be accessible.
Exceptions:
 1. If a main entrance cannot be made accessible, an accessible **nonpublic** entrance that is unlocked while the building is occupied shall be provided; or
 2. If a main entrance cannot be made accessible, a locked accessible entrance **with a notification system** or **remote monitoring** shall be provided.Signs complying with Section 1110 shall be provided at the primary entrance and the accessible entrance.
- **3409.9.4 Toilet and bathing facilities.** Where toilet rooms are provided, **at least one accessible toilet room** complying with Section 1109.2.1 shall be provided.

Streetscape Examples *Cont'd.*



Streetscape Examples



Options

- Ramp
 - 1:12 slope
 - Incr'd slope/short distance
 - Exterior or interior
- Side/corner entrance
- Raised sidewalk with corner ramp
 - Have to address accessible parking and curb height

Split Sidewalk



Split Sidewalk



Questions



- For further questions:

- PHONE 919-661-5880 x 247
- FAX 919-662-4414
- E-MAIL Laurel.Wright@ncdoi.gov

- On the e-mail, please include:

- your name
- who you are with
- phone number
- location the e-mail is about
- sign up for newsletter



Reference

On-line aids at

www.ncdoi.com/osfm/engineering

Search for:

AccessibilityUpdates

